

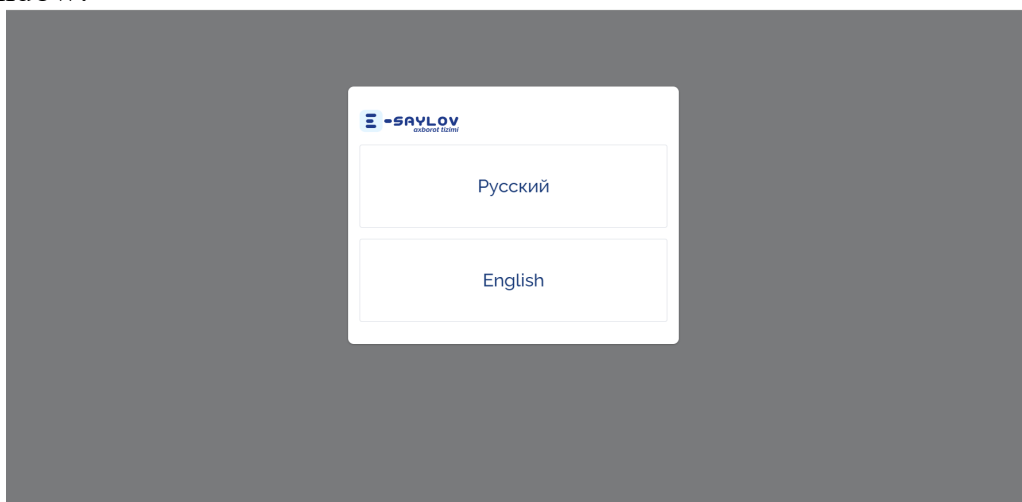
## Sending applications for accreditation of a foreign media representative via E-SAYLOV

This year, the Central Election Commission introduced the “E-saylov” information system to automate the administration of election processes and reduce unnecessary waste of time and bureaucracy. Representatives of foreign media can apply to the Ministry of Foreign Affairs via the “E-saylov” information system for accreditation of their representatives to cover the election process.

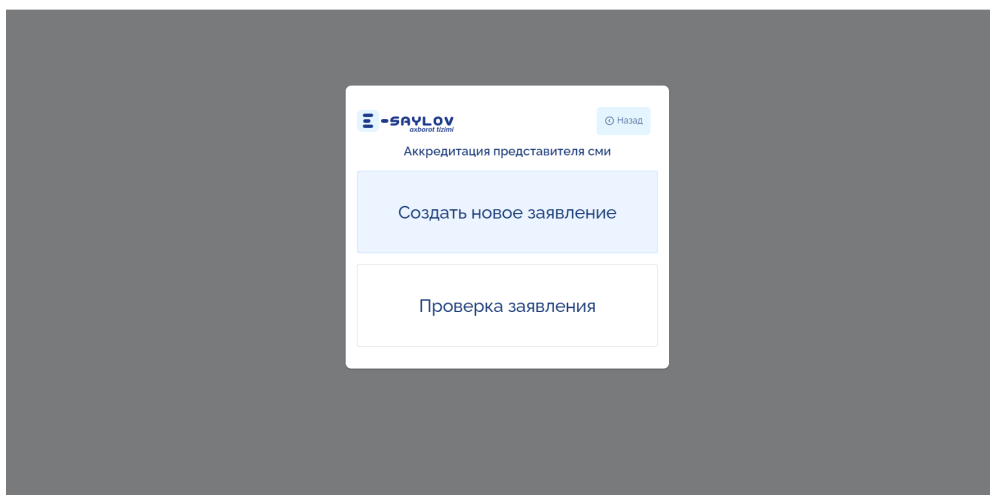
The Ministry of Foreign Affairs shall examine the applications of foreign media representatives in an appropriate manner and make a submission to the Central Election Commission for the accreditation of foreign media representatives.

Representatives of foreign mass media who have received permanent accreditation from the Ministry of Foreign Affairs of the Republic of Uzbekistan may apply for accreditation through the “E-saylov” information system in the following order:

1. Log in to the “E-saylov” information system using the special link provided by the designated MFA employee. Select the desired language in the pop-up window.



2. Select the “Create a new application” section in the pop-up window.



3. Enter information about the media organization in the first window that opens. When all fields have been filled in, click on the “Continue” button.

**-SAYLOV**  
ахборот хизмати

Первый шаг      Второй шаг      Третий шаг

autoFill

Название организации  
СМИ

Адрес СМИ  
SMI city, smi street, 7/24

Тип СМИ (Печать, ТВ - радио, Интернет)  
Интернет

Выберите страну  
Jарап

Электронная почта СМИ  
smi@smi.com

Официальный сайт СМИ в сети Интернет (при наличии)  
www.smi.com

Телефон  
+998901234567

Продолжить

4. On the next page, enter information about the accredited media representative. At the bottom of the page, a copy of the ID document and a photo of the employee will be uploaded in the “Attach file” field. Once you have made sure that all fields have been complete and correct, click on the “Continue” button.

**-SAYLOV**  
ахборот хизмати

Первый шаг      Второй шаг      Третий шаг

Фамилия  
Aliyev

Имя  
Ali

Адрес в Узбекистане  
Tashkent, Amir Temur street

Постоянный адрес  
Litva

Гражданство  
Litva

Пол  
Мужчина

Сотовый телефон  
+998901234567

Телефон  
+998901234567

Дата рождения  
2024-07-30

Место рождения  
Litva

Электронная почта  
aliyeva@gmail.com

Должность  
Reporter

Копия документа, подтверждающего личность работника, представленного на аккредитацию (в формате pdf)  
Прикрепленный документ загрузите

16-uzbekiston-respublikasi-olij-mazlisi-konuncilik-palatasi-cajlovida-istirok-etis-ucun-siesij-partialar-tomonidan-imzolarni-tuplas-va-imzo-varakalari-tugri-tuldirilganligini-teksiris-tartibi-tugrisida-nizom.pdf

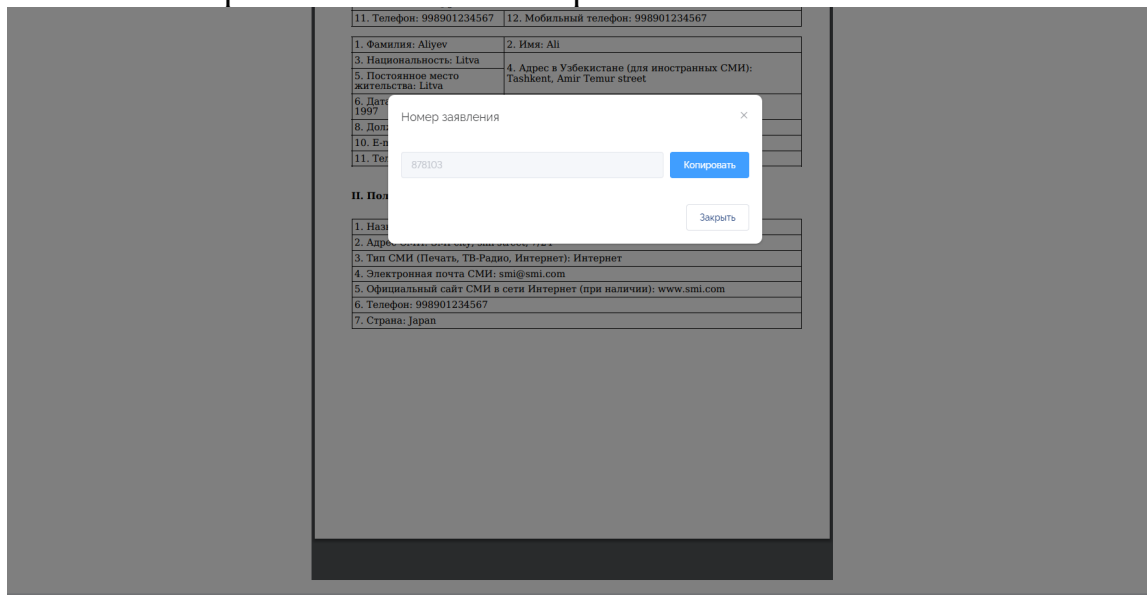
5. If several employees of the same media outlet are accredited, click on the “Add user” button in the bottom right corner of the pop-up window when refreshing the page and enter the details of another employee. Finally, click on the “Save” button. And only when all media representatives have been entered should the “Continue” button be clicked.

Электронная фотография работника (на белом фоне, размером 3x4 см, в формате jpeg, размером не менее 100 КБ, плотностью пикселей 600 dpi, должно быть видно лицо и верхняя часть плеч работника)  
Прикрепленный документ загрузите

Формат файла должен быть pdf, размер файла не должен превышать 5 МБ.

Назад      Продолжить      Добавить пользователя

6. The “Application number” is displayed in the new pop-up window. This application number can be used to check the status of the application. It is therefore recommended to keep this number in a safe place.



The application will be reviewed by the Ministry of Foreign Affairs and submitted to the CEC for accreditation of a foreign media representative within five days of its review, whereupon a Certificate of Accreditation of a foreign media representative will be issued on the basis of the CEC's decision.

A representative of a foreign media outlet may access the status of the application via the link provided by the designated MFA staff member and check the status of the application via the “Check Application” button using the special codes provided by the system when the application is submitted.

